

OKLAHOMA

MEN'S BASKETBALL

Mike Houck, Associate Communications Director
 McClendon Center for Intercollegiate Athletics
 180 West Brooks, Suite 2525 | Norman, OK 73019
 W: (405) 325-8227 | C: (405) 249-5892 | E-Mail: mhouck@ou.edu
 www.SoonerSports.com | Twitter: @SoonerSportscom



26 NCAA Tournaments | 4 Final Fours | 14 Conference Championships | 30 All-Americans | 27 Postseason Appearances In The Last 28 Years

Oklahoma Schedule/Results

N3	BRITISH COLUMBIA (Ex.)	W	93-53
N14	MOUNT ST. MARY'S	W	95-71
N17	ULM	W	72-61
N21	at VCU	6:30 p.m.	SSN
N25	vs. San Diego #	12:45 a.m.	
N26	vs. Houston #	10:30 p.m.	
N28	vs. TBD #	TBD	
<hr/>			
D2	ARKANSAS	7 p.m.	SSN
D6	ARIZONA \$	6 p.m.	ESPNU
D9	CENTENARY	7 p.m.	SSN
D12	at Utah	3 p.m.	Versus
D19	NORTHERN COLORADO	Noon	SSN
D21	vs. UTEP %	5:30 p.m.	ESPN2
D31	at Gonzaga ^	9 p.m.	ESPN2
<hr/>			
J4	MD. EASTERN SHORE	7 p.m.	SSN
J9	at Baylor	5 p.m.	Big 12
J11	OKLAHOMA STATE	8 p.m.	ESPN
J16	MISSOURI	Noon	ESPN2
J19	at Texas A&M	7 p.m.	Big 12
J23	at Texas Tech	7 p.m.	SSN
J27	IOWA STATE	8 p.m.	Big 12
J30	at Nebraska	12:30 p.m.	Big 12
<hr/>			
F6	TEXAS	3 p.m.	ESPN
F9	TEXAS TECH	7 p.m.	Big 12
F13	at Oklahoma State	1 p.m.	ESPN
F17	at Colorado	8 p.m.	ESPNU
F20	KANSAS STATE	5 p.m.	ESPNU
F22	at Kansas	8 p.m.	ESPN
F27	BAYLOR	12:30 p.m.	Big 12
<hr/>			
M1	at Texas	8 p.m.	ESPN
M6	TEXAS A&M	11 a.m.	ESPN
M10-13	Big 12 Championship *	TBA	B12/ESPN
M18-21	NCAA First/Second Rounds	TBA	CBS
M25-28	NCAA Regionals	TBA	CBS
A3&5	NCAA Final Four	TBA	CBS

Great Alaska Shootout (Anchorage, Alaska)
 \$ Big 12/Pac-10 Hardwood Series
 % All-College Classic (Oklahoma City)
 ^ at Spokane Veteran's Memorial Arena
 * Kansas City, Mo.

"Big 12" is Big 12 Network regional television
 All times Central and subject to change

The Coaches

Oklahoma Jeff Capel
 Fourth Year at OU71-33 (.683)
 Eighth Year Overall.....150-74 (.670)
VCU.....Shaka Smart
 First Year at VCU1-1 (.500)
 First Year Overall1-1 (.500)

Radio (Sooner Sports Network)

Play-by-Play.....Bob Carpenter
 Analyst.....Mike Houck

TV (Mid-Atlantic Sports Network)

Play-by-Play.....Dave Weekley
 Analyst.....Brooks Berry

AP **17** COACHES **17**

Oklahoma (2-0)
SOONERS

At a Glance


DateSaturday, Nov. 21
 Tip Time6:30 p.m. CST
 Radio KOKC AM 1520 in OKC
 KMOD FM 97.5 in Tulsa
 TVKAUT Ch. 43, Cox Cable 7 in OKC
Cox Cable 3 in Tulsa
 Series.....OU leads 2-1
 Last MeetingOU, 81-70 (12/20/08)

VCU (1-1)
RAMS

PROJECTED OKLAHOMA STARTERS

1 RYAN WRIGHT • F
 6-9 • 241 • Sr. • Mississauga, Ontario
 Loyola Catholic Secondary School

PTS	REB	BLK	MIN
5.0	4.5	0.5	22.0



NOTES: Averaging 5.0 points and ranks second on team with 4.5 rebounds in 22.0 minutes a game ... Played behind National Player of the Year Blake Griffin last season ... Grabbed a season-high seven rebounds against Kansas in his lone start as a junior ... Boasts team's best one-step vertical leap (39.5 inches) ... A two-time academic all-conference selection ... Played two seasons at UCLA where he participated in a pair of Final Fours.

24 TINY GALLON • F
 6-9 • 290 • Fr. • Vallejo, Calif.
 Oak Hill Academy (Va.)

PTS	REB	AST	MIN
10.5	12.5	1.0	24.5



NOTES: Averaging a double-double ... Fifteen rebounds in opener were most in an OU freshman debut in 37 years (Alvan Adams) ... Rated as nation's No. 9 senior last year by Rivals.com ... Was leading scorer (20 points) in 2009 McDonald's All-American Game ... Averaged 16.0 points and 10.3 rebounds last year for national runner up Oak Hill Academy (40-1 record) ... Weighed 12 pounds, 11 ounces at birth ... Peak weight was 360 pounds.

5 TONY CROCKER • G
 6-6 • 209 • Sr. • San Antonio, Texas
 The Patterson School (N.C.)

PTS	REB	AST	MIN
8.5	3.5	1.0	27.0



NOTES: Ranks 33rd in OU career scoring (1,025 points) and seventh in 3-point makes (159) ... Has started 97 of his 104 career games (including the last 68) ... Registered four games of at least 20 points last year ... Scored a career-high 28 points against Syracuse in NCAA Tournament Sweet 16 ... Scored a then-career-high 26 points last year vs. VCU in Oklahoma City (5-for-6 on treys) ... Vertical leap of 43.5 inches is best on team (no step limit).

11 TOMMY MASON-GRIFFIN • G
 5-11 • 203 • Fr. • Houston, Texas
 James Madison High School

PTS	REB	AST	MIN
10.0	3.0	4.5	31.0



NOTES: Ranks fourth on team in scoring (10.0 ppg) and second in assists (4.5 apg) ... A McDonald's All-American who was ranked No. 24 nationally by ESPN.com and No. 27 by Scout.com (considered the fourth best point guard by both) ... Named the 2009 Gatorade Texas Player of the Year after averaging 22.8 points, 5.3 assists and 3.7 steals a game ... Registered single-game career highs of 49 points and 11 3-pointers as a senior.

13 WILLIE WARREN • G
 6-4 • 203 • So. • Fort Worth, Texas
 North Crowley High School

PTS	REB	AST	MIN
19.5	2.5	7.5	32.5



NOTES: Coming off a 24-point game vs. ULM ... Logged first career double-double in opener (15 points, career-high 11 assists) ... Is 18-for-21 from free throw line through two games ... Named preseason national player of the year by The Sporting News ... One of two Sooners in history to score at least 500 points as a true freshman (Wayman Tisdale was the other) ... Set OU freshman records last year for starts (34) and 3-point makes (67).

OKLAHOMA'S TOP RESERVES

No.	Name	Position	Height	Weight	Class	Points	Rebounds	Assists	Minutes
2	Steven Pledger	G	6-4	217	Fr.	14.5	1.0	0.0	17.5
4	Andrew Fitzgerald	F	6-8	258	Fr.	7.0	2.5	0.5	17.0
41	Ray Willis	G	6-6	164	So.	5.0	2.0	0.0	10.0
34	Cade Davis	G	6-5	199	Jr.	5.0	3.0	0.0	17.5
21	Orlando Allen	C	6-10	290	Jr.	0.0	2.0	0.0	6.0

PROJECTED VCU STARTERS

No.	Name	Position	Height	Weight	Class	Points	Rebounds	Assists	Minutes
1	Larry Sanders	F	6-11	235	Jr.	9.5	6.5	0.0	21.0
42	T.J. Gwynn	F	6-4	205	Sr.	7.0	3.5	1.5	23.0
0	Jay Gavin	G	6-2	220	So.	11.0	2.0	2.0	17.0
12	Joey Rodriguez	G	5-10	175	Jr.	10.5	0.5	2.5	32.5
20	Bradford Burgess	G	6-5	215	So.	13.0	4.5	1.5	31.0

Head Coach Jeff Capel



Jeff Capel was named Oklahoma's 13th men's basketball head coach on April 11, 2006. Capel, 34, is 71-33 in his fourth year at OU and led the Sooners to a 30-6 record and an NCAA Tournament Elite Eight appearance in 2008-09.

Capel, who coached OU to a 23-12 mark and to the NCAA Tournament second round from 2007-08, compiled a 79-41 (.658) record over four years as head coach at Virginia Commonwealth prior to arriving in Norman. His squads went 50-22 (.694) in Colonial Athletic Association play.

In 2003-04, VCU's CAA Tournament championship game victory over George Mason catapulted the Rams to the NCAA Tournament for the first time since 1996. VCU lost in the first round to Wake Forest, but not before putting a major scare into the fourth-seeded Demon Deacons, 79-78. Capel's 2004-05 squad, which finished 19-13, competed in the National Invitation Tournament, marking just the third time in program history that VCU made consecutive postseason appearances.

The Rams won at least 18 games each of Capel's four seasons in Richmond, with the 2003-04 squad registering a Capel-era-best 23-8 record. His first team finished 18-10 in 2002-03. In 2005-06, VCU finished 19-10 overall.

In the summer of 2005, Capel served as an assistant coach on the gold-medal-winning USA Men's World University Games Team that finished 8-0 in Turkey in August. Villanova's Jay Wright was the head coach while Seton Hall's Bobby Gonzalez served as the other assistant. The squad featured, among others, Midwest City (Okla.) High School and Duke University standout Shelden Williams.

Capel began his coaching career as an assistant at Old Dominion in 2000 before moving to VCU as an assistant for the 2001-02 season. In 2002, he became the youngest NCAA Division I head coach at age 27.

A four-year starter for Hall-of-Fame coach Mike Krzyzewski at Duke from the 1993-94 through 1996-97 campaigns, Capel earned Atlantic Coast Conference honors each of his seasons in Durham. The guard, who wore No. 5, averaged 12.4 points, 3.0 rebounds, 3.4 assists and 1.7 3-pointers during his career and started in the 1994 national title game against Arkansas.

He ranks 22nd in career scoring at Duke (1,601 points), 16th in minutes played (3,774), sixth in 3-pointers (220), seventh in 3-point attempts (553), seventh in 3-point field goal percentage (.398) and 11th in assists (433).

Capel, who graduated from Duke with a bachelor of arts degree in history, and his wife, Kanika, wed in 2003. They have two daughters, Cameron and Sydney.

Capel Year by Year

Year	School	Record	Pct.
2002-03	Virginia Commonwealth	18-10	.643
2003-04	* Virginia Commonwealth	23-8	.742
2004-05	^ Virginia Commonwealth	19-13	.594
2005-06	Virginia Commonwealth	19-10	.655
2006-07	Oklahoma	16-15	.516
2007-08	* Oklahoma	23-12	.657
2008-09	* Oklahoma	30-6	.833
2009-10	Oklahoma	2-0	1.000
Totals		150-74	.670

* NCAA Tournament
^ National Invitation Tournament

SATURDAY'S GAME BASICS

Ranked No. 17 in the AP and ESPN/USA Today polls, Oklahoma (2-0) plays its first road game of the year when it faces VCU (1-1) in Richmond, Va., Saturday at 6:30 p.m. CST. The contest, to be played at the Stuart C. Siegel Center, will air on the Sooner Radio Network (KOKK AM 1520 in OKC; KMOD FM 97.5 in Tulsa) with **Bob Carpenter** and **Mike Houck** announcing. An MASN television production, the game will air the Sooner Sports Network (KAUT Ch. 43 and Cox Cable 7 in OKC; Cox Cable 3 in Tulsa) and on DirecTV (640) and Dish Network (432) with **Dave Weekley** and **Brooks Berry** calling the action.

NOTEWORTHY


- Sophomore guard **Willie Warren** is averaging team highs of 19.5 points and 7.5 assists through two games. He has scored 21 points from the field and 18 from the free throw line (averaging 10.5 free throw attempts).
- Freshman forward **Tiny Gallon** is averaging a double-double (10.5 points and 12.5 rebounds). His 15 boards in the season opener were the most in an OU freshman debut since **Alvan Adams** grabbed 28 caroms in the 1972-73 opener.
- Freshman guard **Steven Pledger** has come off the bench to average 14.5 points in 17.5 minutes a contest. He is 10-for-14 from the field (.714) and 6-for-10 from long distance (.600). The Chesapeake, Va., product netted 21 points in 19 minutes in OU's opener against Mount St. Mary's (4-for-5 from deep).
- The Sooners have made 33 more free throws than their opponents on the young season. OU is 49-for-57 (.860) from the foul line while foes are 16-for-23 (.696).
- Guards have accounted for 122 of Oklahoma's 167 points (73 percent).
- The freshman foursome of Pledger (29), Gallon (21), **Tommy Mason-Griffin** (20) and **Andrew Fitzgerald** (14) have scored more than half of OU's points (84 of 167).
- Oklahoma is the first ranked opponent to play at VCU since Jan. 23, 1993 (25th-ranked Long Beach State) and the first at the Stuart C. Siegel Center (opened in 1999).
- OU moved to 2-1 all-time against VCU after last year's 81-70 win in Oklahoma City. The Rams won the only matchup in Richmond, however, 98-82 in 1993-94.

TUESDAY'S ULM RECAP


Oklahoma received a tough fight from Louisiana-Monroe on Tuesday in Norman, but prevailed 72-61 behind **Willie Warren's** 24 points and four assists. After the Sooners took a 5-0 lead, ULM rattled off the next 11 points and later went ahead 16-8 midway through the first half. Still trailing 22-17 at the 3-minute mark, OU finished the half on a 10-2 run to take a 27-24 lead at the break. The Warhawks did not go quietly, however, and took a 38-37 lead five minutes into the second half. OU responded with a quick 9-0 run (six free throws and a **Steven Pledger** 3-pointer) to go up by eight and never looked back. It extended its lead to as many as 14 points before settling for the 11-point triumph. A big storyline was free throw shooting, as the Sooners went 24-for-29 (.828) while ULM only attempted five from the stripe (made all five). **Tony Crocker** joined Warren in double figures with 13 points while **Cade Davis** and **Tommy Mason-Griffin** scored nine each. Pledger finished with eight while fellow freshman **Tiny Gallon** grabbed a game-high 10 rebounds for his second straight game of double-digit boards.

► **Willie Warren**, *The Sporting News' Preseason National Player of the Year*

2009-10 Stats Comparison



CATEGORY	OU	VCU
Overall Record	2-0	1-1
Points Per Game	83.5	72.0
Opp. Points Per Game	66.0	67.0
Rebounds Per Game	39.0	37.0
Opp. Rebounds Per Game	28.5	41.5
Field Goal Pct.	.461	.368
Opp. Field Goal Pct.	.444	.411
3-Point Pct.	.364	.333
Opp. 3-Point Pct.	.316	.231
Free Throw Pct.	.860	.761
Personal Fouls Per Game	14.0	22.0
Assists Per Game	15.5	12.5
Turnovers Per Game	14.0	14.0
Blocked Shots Per Game	2.5	2.0
Steals Per Game	4.5	11.0



OKLAHOMA NUMERICAL ROSTER

No.	Name	Position	Height	Weight	Class	Hometown (Last School)
1	Ryan Wright *	F	6-9	241	Sr.	Mississauga, Ontario (UCLA)
2	Steven Pledger	G	6-4	217	Fr.	Chesapeake, Va. (Atlantic Shores Christian School)
3	T.J. Franklin*	G	5-11	166	So.	Fort Worth, Texas (North Crowley HS)
4	Andrew Fitzgerald	F	6-8	258	Fr.	Baltimore Md. (Brewster Academy [N.H.])
5	Tony Crocker***	G	6-6	209	Sr.	San Antonio, Texas (The Patterson School [N.C.])
11	Tommy Mason-Griffin	G	5-11	203	Fr.	Houston, Texas (James Madison HS)
13	Willie Warren*	G	6-4	203	So.	Fort Worth, Texas (North Crowley HS)
15	Barry Honoré^	F	6-7	268	Jr.	Garland, Texas (Southern University)
21	Orlando Allen*	C	6-10	290	Jr.	Cincinnati, Ohio (Paris [TX] JC)
22	Ryan Randolph	G	6-4	194	Fr.	Oklahoma City, Okla. (Bishop McGuinness HS)
24	Tiny Gallon	F	6-9	290	Fr.	Vallejo, Calif. (Oak Hill Academy [Va.])
25	Kyle Hardrick	F	6-8	229	Fr.	Oklahoma City, Okla. (Putnam City HS)
34	Cade Davis**	G	6-5	199	Jr.	Elk City, Okla. (Elk City HS)
41	Ray Willis*	G	6-6	164	So.	Atlanta, Ga. (Westlake HS)
45	Beau Gerber***	F	6-8	230	Sr.	Winfield, Kan. (Winfield HS)

* Letters earned at Oklahoma
^ Will sit out the 2009-10 season due to NCAA transfer rules

2009-10 Big 12 Standings

Through Thursday, Nov. 19

Team	Big 12			Overall		
	W	L	Pct.	W	L	Pct.
Texas Tech	0	0	.000	4	0	1.000
Baylor	0	0	.000	3	0	1.000
Colorado	0	0	.000	3	0	1.000
Iowa State	0	0	.000	3	0	1.000
Kansas	0	0	.000	3	0	1.000
Kansas State	0	0	.000	3	0	1.000
Oklahoma	0	0	.000	2	0	1.000
Okla. State	0	0	.000	2	0	1.000
Texas	0	0	.000	2	0	1.000
Texas A&M	0	0	.000	2	0	1.000
Missouri	0	0	.000	1	0	1.000
Nebraska	0	0	.000	1	1	.500



Oklahoma Quick Facts

Official Name: University of Oklahoma

Location: Norman, Okla.

Founded: 1890

Enrollment: 30,092

Nickname: Sooners

Colors: Crimson and Cream

President: David L. Boren

Athletics Director: Joe Castiglione

Arena: Lloyd Noble Center (12,000)

First Year of Basketball: 1907-08

NCAA Tournament Appearances: 26

NIT Appearances: 7

All-Time Record: 1,500-942 (.614)

Regular Season Conference Championships: 14 (1928, 1929, 1939, 1940, 1942, 1944, 1947, 1949, 1979, 1984, 1985, 1988, 1989, 2005)

Conference Tournament Championships: 7 (1979, 1985, 1988, 1990, 2001, 2002, 2003)

Head Coach: Jeff Capel (Duke '97)

Career Record: 150-74 (seven years)

Oklahoma Record: 71-33 (three years)

NCAA Appearances: 3 (2004, 2008, 2009)

NIT Appearances: 1 (2005)

Assistant Coaches: Ben Betts (Roanoke College '90), Mark Cline (Wake Forest '88), Oronde Taliaferro (Wayne State '94)

Director of Operations: Bryan Goodman (Barat College '96)

Strength and Conditioning Coach: Jozsef Szendrei

Assistant Strength Coach: Kellen Sampson

Video Coordinator: Dionne Phelps

Graduate Managers: Derek Lanahan, Michael Neal

Athletics Trainer: Alex Brown

Team Physician: Dr. Brock Schnebel

Official Web Site: SoonerSports.com

MORE FROM TUESDAY'S WIN

- ▶ Oklahoma shot .364 from the field in the first half but countered with a .591 second-half mark.
- ▶ OU's guards accounted for 88 percent of the team's points (63 of 72).
- ▶ **Willie Warren's** 24 points came on just 12 field goal attempts. He was 6-for-12 from the floor and 11-for-13 from the foul line. His 11 free throw makes and 13 attempts tied career highs.
- ▶ After outrebounding Mount St. Mary's 51-30 in the season opener, OU grabbed 27 boards to match ULM's total.
- ▶ The win was the 1,500th in Oklahoma history and the 150th in the career of **Jeff Capel**.

PREVIEWING VCU

Colonial Athletic Association member VCU, which finished 24-10 last year and lost 65-64 to UCLA in the first round of the NCAA Tournament, is off to a 1-1 start this season under first-year head coach **Shaka Smart**. The Rams beat Bethune-Cookman 77-51 at home in their season opener Nov. 13 before losing at Western Michigan by an 83-67 count Wednesday. They return five of their top six scorers from last season.

Sophomore guard **Bradford Burgess** is one of three Rams who average double figures in scoring. He averages a team-high 13.0 points and has made a team-high four 3-pointers on eight attempts. Burgess scored a team-high 16 points at Western Michigan. Sophomore guard **Jay Gavin**, a transfer from Marist who was the Metro Atlantic Athletic Conference Co-Rookie of the Year two seasons ago, is averaging 11.0 points a contest and is 3-for-6 from behind the arc. Another long-range threat, junior guard **Joey Rodriguez** contributes 10.5 points and 2.5 assists per outing. He is 3-for-14 from 3-point range this year after shooting .416 last year. Junior forward **Larry Sanders**, who is widely considered VCU's best player and a potential NBA lottery pick, is averaging 9.5 points and a team-high 6.5 rebounds in 21.0 minutes a game. He is 6-for-12 from the field and has picked up eight fouls in two games. Last year, Sanders averaged 11.3 points, 8.6 boards and 2.7 blocks per game.

Smart, a 1999 Kenyon College graduate replaced **Anthony Grant** (now at Alabama) as VCU's head coach last spring. The 32-year-old Smart spent the 2008-09 season as an assistant coach at Florida. He's also served as an assistant at Clemson and Akron.

OU-VCU SERIES HISTORY

Oklahoma owns a 2-1 series lead over VCU. The Sooners won the first meeting in the 1990-91 season in Norman, 141-105, before dropping a 98-82 decision in Richmond during the 1993-94 season (**Billy Tubbs'** last year as OU head coach). The programs met last year in Oklahoma City with the Sooners posting an 81-70 win (recap below).

LAST YEAR AGAINST THE RAMS

The Sooners made 10 3-pointers and shot .625 from behind the arc in an 81-70 All-College Classic victory over VCU last year in Oklahoma City (the game was played Dec. 20). Now a senior, **Tony Crocker** led all scorers with a then-career-high 26 points. The guard was 5-for-6 from long distance and 5-for-5 from the free throw line. Eventual national player of the year **Blake Griffin** netted 18 points and grabbed seven rebounds while **Willie Warren** and **Austin Johnson** scored nine each. OU used an 11-1 first-half-ending run to turn a 32-31 deficit into a 42-33 lead at the break. The Sooners upped their margin to as many as 20 (80-60) before VCU finished the game on a 10-1 spurt. Rams' forward **Larry Sanders** scored a team-high 16 points while point guard **Eric Maynor**, who entered the game averaging 24.4 points, and forward **Bradford Burgess** tallied 15 each. Maynor was 5-for-19 from the field and committed eight turnovers. OU posted a 35-31 rebounding advantage and both teams logged 13 turnovers.

CAPEL RETURNS TO SIEGEL CENTER

OU head coach **Jeff Capel**, who compiled a 79-41 (.658) record at VCU from the 2002-03 through the 2005-06 seasons, makes his coaching return to Richmond this weekend. Capel led the Rams to a 50-22 (.694) record in Colonial Athletic Association play and to the 2004 NCAA Tournament and the 2005 postseason NIT. His four teams (starting with the 2002-03 squad) finished 18-10, 23-8, 19-13 and 19-10. VCU's lone remaining player from the Capel era is fifth-year senior forward **T.J. Gwynn**.

I NEED TICKETS

Saturday's game will serve as a homecoming for freshman guard **Steven Pledger**, who hails from Chesapeake, Va., and attended Atlantic Shores Christian School. A large number of his family and friends will be in attendance. Fellow freshman **Tiny Gallon** prepped the last two years at Oak Hill Academy in Mouth of Wilson, Va., while a third frosh, **Andrew Fitzgerald**, is from nearby Baltimore, Md.

TSN NAMES WARREN PRESEASON NATIONAL PLAYER OF THE YEAR

Oklahoma sophomore guard **Willie Warren** is not only on The Sporting News' five-man preseason All-America team, he is the publication's choice as preseason national player of the year. If TSN's prediction holds true, Oklahoma would become the first program to record back-to-back national players of the year since Duke in 2000 (**Shane Battier**) and 2001 (**Jason Williams**). Sooner **Blake Griffin** was last year's consensus honoree. Joining Warren on the magazine's preseason All-America team are Kansas' **Sherron Collins**, West Virginia's **Devin Ebanks**, Notre Dame's **Luke Harangody** and Kentucky's **Patrick Patterson**.

Big 12 Preseason Coaches' Poll

(First-place votes in parentheses)

Team	Points
1. Kansas (11)	121
2. Texas (1)	111
3. Oklahoma	95
4. Kansas State	92
5. Texas A&M	74
6. Oklahoma State	69
7. Missouri	66
8. Iowa State	57
9. Texas Tech	34
10. Baylor	33
11. Nebraska	27
12. Colorado	13

Preseason All-Big 12 Team

Cole Aldrich, Kansas
James Anderson, Okla. State
Craig Brackins, Iowa State
Sherron Collins, Kansas
Damion James, Texas
Willie Warren, Oklahoma

AP Top 25 Poll

November 16

School	Record
1. Kansas (58)	1-0
2. Michigan State (5)	1-0
3. Texas (1)	1-0
4. Kentucky (1)	1-0
5. Villanova	1-0
6. North Carolina	3-0
7. Purdue	1-0
8. West Virginia	1-0
9. Duke	1-0
10. Tennessee	1-0
11. Butler	1-0
12. Connecticut	1-0
13. California	2-0
14. Washington	3-0
15. Michigan	1-0
Ohio State	2-0
17. <i>Oklahoma</i>	1-0
18. Dayton	1-0
19. Georgetown	1-0
20. Louisville	0-0
21. Georgia Tech	1-0
22. Clemson	1-0
23. Illinois	1-0
24. Minnesota	1-0
25. Maryland	1-0

ESPN/USA Today Top 25 Poll

November 16

School	Record
1. Kansas (27)	1-0
2. Michigan State (3)	1-0
3. Texas	1-0
4. North Carolina (1)	3-0
5. Kentucky	1-0
6. Villanova	1-0
7. Purdue	1-0
8. Duke	1-0
9. West Virginia	1-0
10. Butler	1-0
11. Tennessee	1-0
12. California	2-0
13. Connecticut	1-0
14. Washington	3-0
15. Ohio State	2-0
16. Michigan	1-0
17. <i>Oklahoma</i>	1-0
18. Minnesota	1-0
19. Georgia Tech	1-0
20. Georgetown	1-0
21. Dayton	1-0
22. Louisville	0-0
23. Clemson	1-0
24. Syracuse	2-0
25. Illinois	1-0

OU opponents in **bold****OU RANKS FOURTH NATIONALLY IN McDONALD'S ALL-AMERICANS**

Oklahoma boasts three McDonald's High School All-Americans on its 2009-10 roster, fourth most nationally and most ever at OU on one team. The trio consists of sophomore guard **Willie Warren**, freshman guard **Tommy Mason-Griffin** and freshman forward **Tiny Gallon**. Only North Carolina (seven), Duke (six) and Villanova (five) have more. Georgetown, Georgia Tech and Kansas also claim three each, while Connecticut, Florida State, Kentucky, Louisville, Texas and UCLA claim two each.

Head coach **Jeff Capel** has signed four McDonald's All-Americans over his first three years at Oklahoma, as 2009 national player of the year **Blake Griffin** was also one in 2007. Prior to Capel's arrival, four Sooners were McDonald's All-Americans: **Wayman Tisdale** in 1982, **Jeff Webster** in 1989, **Ryan Humphrey** in 1997 and **Drew Lavender** in 2003.

CAPEL'S QUICK START

When **Jeff Capel** was named OU head coach in May 2006, he inherited a thin roster and recruiting restrictions from the previous staff. After a 16-15 initial season, Capel directed seven-win improvements in both 2007-08 (23-12 record) and 2008-09 (30-6). His 69-33 mark as Sooners' boss entering this season ranked him No. 1 in school history in wins and winning percentage (.676) through the first three years of tenure. **Kelvin Sampson** ranks second in both categories (59 wins; .641) while **Billy Tubbs** ranks third (55 wins; .591).

NORTH TO ALASKA

This season marks the third in school history for Oklahoma to compete in the Great Alaska Shootout. This year's event, which takes place Nov. 25-28 at Anchorage's Sullivan Arena, will utilize a six-team format.

The Sooners open Wednesday, Nov. 25, against San Diego (16-16 record last year) at 9:45 p.m. Alaska Standard Time (12:45 a.m. CST) before meeting Houston (21-12) on Nov. 26 at 7:30 p.m. AST (10:30 p.m. CST). Following a day off, OU will take on Alaska Anchorage (15-14), Nicholls State (20-11) or Washington State (17-16) on Nov. 28.

Oklahoma went 2-1 and finished in third place at the Great Alaska Shootout during the 1983-84 and 2004-05 seasons.

SOONERS SIGN PAIR OF TOP-100 RECRUITS

Texas high school seniors **Cameron Clark** and **T.J. Taylor** signed national letters of intent last week and will be freshmen on OU's 2010-11 squad. Both players are ranked among the nation's top-100 seniors.

Clark is a 6-6, 185-pound wing from Sherman High School who is ranked No. 18 in the country by ESPN.com and No. 30 by both Rivals.com and Scout.com. A first-team all-state selection last year as a junior, Clark averaged 21.0 points, 7.5 rebounds, 2.0 assists and 1.6 steals per game for a 27-8 Bearcats' squad that advanced to the regional quarterfinals of the Class 4A state tournament.

"Cameron is an elite level athlete who has his best basketball in front of him," said OU head coach **Jeff Capel**. "I don't think he's begun to scratch the surface of who he can become. Because of his athleticism, he has the ability to make some 'wow' plays. He shoots the ball very well from mid-range and he can shoot it to 3. He also has the ability to do things off the bounce. I anticipate him being a big-time wing player for us, a guy who can be a tremendous defender and one who'll be flying around making plays all over the floor."

Taylor, a 6-3, 205-pound left-handed guard from Denison High School is rated by ESPN.com as the No. 71 overall player in the 2010 recruiting class and by Rivals.com as the No. 91 player. He averaged 27.1 points, 6.1 rebounds, 3.7 assists and 3.0 steals per game last year for a 21-11 Denison team that advanced to the area finals of the Class 4A state tournament. He was a first-team all-state pick and district offensive player of the year each of the last two seasons.

"T.J. is a strong left-handed guard who can play both guard positions," said Capel. "He's very physical and he can shoot it. One of my favorite things about him is that he loves to play, he loves to compete. I think his best strength is his strength. He's versatile and is just a good guard. He has a good feel for the game as far as passing the ball and seeing things. I also think he has the chance to be a really good defender for us."

QUANTIFYING OU'S BASKETBALL TRADITION

- ▶ This is the 103rd season of Oklahoma varsity basketball (the program's first game was Nov. 26, 1907).
- ▶ OU owns a 1,500-942 (.614) all-time record, ranking it 29th in NCAA Division I history in wins and 38th in winning percentage.
- ▶ Oklahoma has participated in four NCAA Final Fours (1939, 1947, 1988 and 2002) and in two NCAA championship games (it lost to Holy Cross in 1947 and to Kansas in 1988).
- ▶ OU has made 26 NCAA Tournament appearances and seven postseason NIT showings. Its 22 NCAA Tournament appearances over the last 27 years rank as the sixth most in the nation.
- ▶ No team in the country has made more postseason appearances over the last 28 years than Oklahoma's 27.
- ▶ The Sooners have won 14 regular season conference championships (most recently in 2005) and seven conference tournament titles (including the 2001, 2002 and 2003 crowns).
- ▶ The Sooners posted the eighth best NCAA Division I winning percentage (.731) in the 1980s and the ninth best (.738) in the 2000s.
- ▶ Twenty different Sooners have earned All-America honors a total of 30 times. They have earned consensus first-team All-America acclaim nine times and consensus second-team honors on four occasions.
- ▶ Wayman Tisdale was a three-time consensus first-team All-American during his three seasons at OU (1983-85).
- ▶ Oklahoma players have earned first-team all-conference accolades a total of 73 times.
- ▶ The Sooners own a winning record against 10 of the other 11 members of the Big 12 Conference (Kansas is the only league program with a series lead against OU).
- ▶ OU has played its home games in four different venues: the OU Gymnasium (1907-1919), the R.O.T.C. Armory (1919-1928), the OU Field House (1928-75) and Lloyd Noble Center (1975-present).

2009-10 STATISTICS (2-0)

#	Player	gp-gs	min	Total		3-Point		F-Throw		Rebounds				pf	dq	a	to	blk	stl	pts	avg	
				fg-fga	fg%	3fg-fga	3fg%	ft-fa	ft%	off	def	tot	avg									
13	Warren, Willie	2-2	65	32.5	10-22	.455	1-7	.143	18-21	.857	2	3	5	2.5	4	0	15	6	0	3	39	19.5
02	Pledger, Steven	2-0	35	17.5	10-14	.714	6-10	.600	3-3	1.000	2	0	2	1.0	5	0	0	3	0	1	29	14.5
24	Gallon, Tiny	2-2	49	24.5	7-16	.438	0-1	.000	7-8	.875	6	19	25	12.5	7	0	2	3	2	1	21	10.5
11	Mason-Griffin, Tommy	2-2	62	31.0	7-20	.350	2-6	.333	4-4	1.000	2	4	6	3.0	2	0	9	5	0	0	20	10.0
05	Crocker, Tony	2-2	54	27.0	6-13	.462	1-3	.333	4-6	.667	5	2	7	3.5	3	0	2	2	1	1	17	8.5
04	Fitzgerald, Andrew	2-0	34	17.0	5-9	.556	0-0	.000	4-5	.800	3	2	5	2.5	1	0	1	4	1	1	14	7.0
41	Willis, Ray	1-0	10	10.0	1-3	.333	1-2	.500	2-2	1.000	0	2	2	2.0	1	0	0	0	0	0	5	5.0
34	Davis, Cade	2-0	35	17.5	3-6	.500	1-4	.250	3-4	.750	1	5	6	3.0	2	0	0	2	0	2	10	5.0
01	Wright, Ryan	2-2	44	22.0	4-10	.400	0-0	.000	2-2	1.000	2	7	9	4.5	1	0	1	1	1	0	10	5.0
03	Franklin, T.J.	1-0	2	2.0	0-0	.000	0-0	.000	2-2	1.000	0	0	0	0.0	1	0	1	1	0	0	2	2.0
45	Gerber, Beau	1-0	2	2.0	0-1	.000	0-0	.000	0-0	.000	0	0	0	0.0	0	0	0	1	0	0	0	0.0
25	Hardrick, Kyle	1-0	2	2.0	0-0	.000	0-0	.000	0-0	.000	0	0	0	0.0	0	0	0	0	0	0	0	0.0
21	Allen, Orlando	1-0	6	6.0	0-1	.000	0-0	.000	0-0	.000	0	2	2	2.0	1	0	0	0	0	0	0	0.0
Team											5	4	9									
Total.....		2	400		53-115	.461	12-33	.364	49-57	.860	28	50	78	39.0	28	0	31	28	5	9	167	83.5
Opponents.....		2	400		52-117	.444	12-38	.316	16-23	.696	18	39	57	28.5	45	2	16	32	7	17	132	66.0

2008-09 STATISTICS (30-6)

#	Player	gp-gs	min	avg	Total		3-Point		F-Throw		Rebounds				pf	dq	a	to	blk	stl	pts	avg
					fg-fga	pct	3fg-fga	pct	ft-fa	pct	off	def	tot	avg								
23	Griffin, Blake	35-35	1165	33.3	300-459	.654	3-8	.375	191-324	.590	135	369	504	14.4	89	1	80	116	41	39	794	22.7
13	Warren, Willie	36-34	1128	31.3	172-364	.473	67-180	.372	114-146	.781	18	62	80	2.2	81	3	113	80	2	41	525	14.6
32	Griffin, Taylor	36-36	1081	30.0	125-233	.536	5-14	.357	91-130	.700	82	128	210	5.8	100	4	48	62	36	47	346	9.6
05	Crocker, Tony	36-36	1040	28.9	113-287	.394	59-169	.349	61-79	.772	37	77	114	3.2	80	0	50	64	7	36	346	9.6
20	Johnson, Austin	36-36	1125	31.3	105-248	.423	44-127	.346	57-73	.781	21	87	108	3.0	65	0	140	59	28	47	311	8.6
12	Pattillo, Juan	18-0	270	15.0	43-78	.551	0-0	.000	26-35	.743	27	38	65	3.6	33	1	5	30	19	7	112	6.2
34	Davis, Cade	35-1	510	14.6	51-133	.383	40-116	.345	21-32	.656	10	50	60	1.7	52	2	33	12	3	13	163	4.7
41	Willis, Ray	16-0	103	6.4	16-43	.372	7-21	.333	14-18	.778	10	13	23	1.4	5	0	2	10	0	4	53	3.3
31	Cannon, Kyle	9-0	61	6.8	6-21	.286	2-9	.222	3-4	.750	5	11	16	1.8	9	0	2	2	0	1	17	1.9
11	Leary, Omar	34-1	342	10.1	19-54	.352	15-43	.349	10-12	.833	4	22	26	0.8	29	0	38	17	0	7	63	1.9
01	Wright, Ryan	32-1	260	8.1	14-41	.341	0-0	.000	30-52	.577	25	41	66	2.1	45	0	2	23	11	6	58	1.8
21	Allen, Orlando	19-0	87	4.6	15-26	.577	0-0	.000	4-10	.400	10	6	16	0.8	19	0	0	5	9	1	34	1.8
45	Gerber, Beau	13-0	26	2.0	3-5	.600	0-0	.000	2-2	1.000	4	5	9	0.7	6	0	2	3	0	0	8	0.6
03	Franklin, T.J.	12-0	27	2.3	0-5	.000	0-2	.000	3-12	.250	2	5	7	0.6	2	0	6	9	0	0	3	0.3
Team											45	53	98		1		8					
Total.....		36	7225		982-1997	.492	242-689	.351	627-929	.675	435	967	1402	38.9	616	11	521	500	156	249	2833	78.7
Opponents.....		36	7225		868-2182	.398	261-769	.339	433-629	.688	456	745	1201	33.4	770	31	430	456	73	234	2430	67.5

SEASON RESULTS

Date	Opponent	Score	W/L	Attend.	Points Leader	Rebounds Leader	Assists Leader
11/14	Mount St. Mary's	95-71	W	10,490	Pledger.....21	Gallon 15	Warren 11
11/17	ULM	94-53	W	9,575	Warren24	Gallon 10	Mason-Griffin 5
11/21	at VCU						
11/25	vs. San Diego #						
11/26	vs. Houston #						
11/28	vs. TBD #						
12/2	Arkansas						
12/6	Arizona §						
12/9	Centenary						
12/12	at Utah						
12/19	Northern Colorado						
12/21	vs. UTEP %						
12/31	at Gonzaga &						
1/4	Maryland Eastern Shore						
1/9	at Baylor						
1/11	Oklahoma State						
1/16	Missouri						
1/19	at Texas A&M						
1/23	at Texas Tech						
1/27	Iowa State						
1/30	at Nebraska						
2/6	Texas						
2/9	Texas Tech						
2/13	at Oklahoma State						
2/17	at Colorado						
2/20	Kansas State						
2/22	at Kansas						
2/27	Baylor						
3/1	at Texas						
3/6	Texas A&M						

Associated Press rankings in parentheses

Great Alaska Shootout (Anchorage, Alaska)

§ Big 12/Pac-10 Hardwood Series

% All-College Classic (Oklahoma City, Okla.)

& at Spokane Veterans Memorial Arena

Record Summary	Overall	Home	Away	Neutral	Attendance Summary	Totals	Avg./Game
All Games	2-0	2-0	0-0	0-0	Home	20,065	10,032
Big 12 Games	0-0	0-0	0-0	0-0	Away	0	0
Non-Conference Games	2-0	2-0	0-0	0-0	Neutral	0	0
					Total	20,065	10,032

POINTS, REBOUNDS, ASSISTS

Opponent	Date	Score		01	02	03	04	05	11	13
				WRIGHT,RYA	PLEDGER,ST	FRANKLIN,T	FITZGERALD	CROCKER,TO	MASON-GRIF	WARREN,WJL
MOUNT ST. MARY'S	11/14/09	95-71	w	4-5-0	21-1-0	2-0-1	14-5-1	4-4-1	11-3-4	15-4-11
ULM	11/17/09	72-61	w	6-4-1	8-1-0	DNP	0-0-0	13-3-1	9-3-5	24-1-4

Opponent	Date	Score		21	24	25	34	41	45
				ALLEN,ORLA	GALLON,TIN	HARDRICK,K	DAVIS,CADE	WILLIS,RAY	GERBER,BEA
MOUNT ST. MARY'S	11/14/09	95-71	w	0-2-0	18-15-2	0-0-0	1-3-0	5-2-0	0-0-0
ULM	11/17/09	72-61	w	DNP	3-10-0	DNP	9-3-0	DNP	DNP

GAME-BY-GAME COMPARISON

Opponent	1st	2nd	Score	Mar	Total FG	FG Pct	3-Pointers	3FG Pct	Free Throws	FT Pct	Rebounds	Assist	T/Over	Block	Steal	Fouls
MOUNT ST. MARY'S	49/36	46/35	95-71	+24	32-71/27-62	.451/.435	6-16/6-19	.375/.316	25-28/11-18	.893/.611	51/30 +21	20/11	15/15	2/6	3/9	19/22
ULM	27/24	45/37	72-61	+11	21-44/25-55	.477/.455	6-17/6-19	.353/.316	24-29/5-5	.828/.000	27/27 -	11/5	13/17	3/1	6/8	9/23

Note: Game totals are displayed in the format TEAM/OPPONENT for each category

OU 95, MOUNT ST. MARY'S 71

Nov. 14, 2009 (Norman, Okla.)

Official Basketball Box Score -- Game Totals -- Final Statistics

Mount St. Mary's vs Oklahoma

11/14/09 1 p.m. CST at Norman, Okla. (Lloyd Noble Center)

Mount St. Mary's 71 • 0-1

##	Player		Total		3-Ptr	Rebounds			PF	TP	A	TO	Blk	Stl	Min
			FG-FGA	FG-FGA	FT-FTA	Off	Def	Tot							
04	BEIDLER, Kelly	f	5-11	0-2	0-0	1	7	8	4	10	1	3	1	4	28
10	ATUPEM, Shawn	f	5-10	0-0	0-3	2	4	6	2	10	2	2	1	1	32
13	KRAJINA, Kristijan	f	0-5	0-4	0-0	0	3	3	4	0	1	0	0	0	14
00	CAJOU, Jean	g	4-8	1-4	4-5	0	1	1	5	13	1	0	0	1	24
01	GOODE, Jeremy	g	6-11	2-4	4-4	0	1	1	1	18	4	8	2	0	30
05	BROWN, Pierre		0-2	0-0	0-0	0	0	0	0	0	0	0	0	0	11
11	HOLLAND, Will		2-6	2-4	0-0	0	3	3	1	6	1	0	0	0	24
21	BROWN, Oliver		0-0	0-0	0-0	0	0	0	0	0	0	0	0	0	0+
23	HARVEY, Mike		1-1	1-1	0-0	0	0	0	0	3	0	0	0	0	1
31	TRICE, Lamar		3-7	0-0	1-4	0	1	1	1	7	1	2	0	2	12
34	JACKSON, Tayvon		1-1	0-0	2-2	2	1	3	2	4	0	0	0	0	16
42	THOMPSON, Danny		0-0	0-0	0-0	0	1	1	1	0	0	0	2	1	8
Team						1	2	3	1						
Totals			27-62	6-19	11-18	6	24	30	22	71	11	15	6	9	200

FG % 1st Half: 14-27 51.9% 2nd half: 13-35 37.1% Game: 27-62 43.5%
 3FG % 1st Half: 4-8 50.0% 2nd half: 2-11 18.2% Game: 6-19 31.6%
 FT % 1st Half: 4-7 57.1% 2nd half: 7-11 63.6% Game: 11-18 61.1%

Deadball
Rebounds
3

Oklahoma 95 • 1-0

##	Player		Total		3-Ptr	Rebounds			PF	TP	A	TO	Blk	Stl	Min
			FG-FGA	FG-FGA	FT-FTA	Off	Def	Tot							
01	Wright, Ryan	f	2-7	0-0	0-0	0	5	5	1	4	0	0	0	0	22
24	Gallon, Tiny	f	6-14	0-1	6-6	5	10	15	3	18	2	1	1	0	22
05	Crocker, Tony	g	2-7	0-1	0-0	2	2	4	3	4	1	2	1	0	20
11	Mason-Griffin, Tommy	g	4-12	1-4	2-2	1	2	3	1	11	4	2	0	0	30
13	Warren, Willie	g	4-10	0-3	7-8	1	3	4	2	15	11	2	0	2	32
02	Pledger, Steven		8-9	4-5	1-1	1	0	1	4	21	0	2	0	0	19
03	Franklin, T.J.		0-0	0-0	2-2	0	0	0	1	2	1	1	0	0	2
04	Fitzgerald, Andrew		5-7	0-0	4-5	3	2	5	1	14	1	4	0	1	26
21	Allen, Orlando		0-1	0-0	0-0	0	2	2	1	0	0	0	0	0	6
25	Hardrick, Kyle		0-0	0-0	0-0	0	0	0	0	0	0	0	0	0	2
34	Davis, Cade		0-0	0-0	1-2	0	3	3	1	1	0	0	0	0	7
41	Willis, Ray		1-3	1-2	2-2	0	2	2	1	5	0	0	0	0	10
45	Gerber, Beau		0-1	0-0	0-0	0	0	0	0	0	0	1	0	0	2
Team						5	2	7							
Totals			32-71	6-16	25-28	18	33	51	19	95	20	15	2	3	200

FG % 1st Half: 19-39 48.7% 2nd half: 13-32 40.6% Game: 32-71 45.1%
 3FG % 1st Half: 3-9 33.3% 2nd half: 3-7 42.9% Game: 6-16 37.5%
 FT % 1st Half: 8-9 88.9% 2nd half: 17-19 89.5% Game: 25-28 89.3%

Deadball
Rebounds
0

Officials: Paul Janssen, Terry Moore, Roland Simmons
 Technical fouls: Mount St. Mary's-TEAM. Oklahoma-None.
 Attendance: 10490
 Estimated Attendance: 6741

Score by periods	1st	2nd	Total
Mount St. Mary's	36	35	71
Oklahoma	49	46	95

OU 72, ULM 61

Nov. 17, 2009 (Norman, Okla.)

Official Basketball Box Score -- Game Totals -- Final Statistics

ULM vs Oklahoma

11/17/09 7 p.m. CST at Norman, Okla. (Lloyd Noble Center)

ULM 61 • 1-2

##	Player	f	Total			3-Ptr			Rebounds			PF	TP	A	TO	Blk	Stl	Min
			FG-FGA	FG-FGA	FT-FTA	FG-FGA	FG-FGA	FT-FTA	Off	Def	Tot							
03	Turner, Rudy	f	5-5	0-0	2-2	4	1	5	3	12	0	2	0	0	0	0	29	
22	Gilbert, Lawrence	f	2-8	1-4	0-0	1	3	4	3	5	1	0	0	0	0	22		
23	Thomas, Malcolm	f	3-10	0-3	0-0	0	0	0	4	6	0	3	0	1	29			
00	Hooper, Tony	g	6-13	4-7	1-1	2	3	5	5	17	2	4	0	2	30			
05	Forbes, Dynile	g	5-9	1-5	0-0	0	2	2	4	11	0	0	0	3	23			
01	Fuselier, Warren		1-4	0-0	0-0	1	0	1	0	2	1	3	0	0	18			
02	Carr, Colby		0-1	0-0	0-0	0	1	1	0	0	1	1	0	1	5			
13	Sykes, Tommie		1-3	0-0	2-2	2	3	5	3	4	0	1	0	1	18			
24	Hill, Jarvis		1-1	0-0	0-0	0	0	0	1	2	0	2	0	0	16			
45	Burt, Rory		1-1	0-0	0-0	2	1	3	0	2	0	0	1	0	10			
Team						0	1	1										
Totals			25-55	6-19	5-5	12	15	27	23	61	5	17	1	8	200			

FG % 1st Half: 9-26 34.6% 2nd half: 16-29 55.2% Game: 25-55 45.5%
 3FG % 1st Half: 4-11 36.4% 2nd half: 2-8 25.0% Game: 6-19 31.6%
 FT % 1st Half: 2-2 100.0% 2nd half: 3-3 100.0% Game: 5-5 100.0%

Deadball
Rebounds
1

Oklahoma 72 • 2-0

##	Player	f	Total			3-Ptr			Rebounds			PF	TP	A	TO	Blk	Stl	Min
			FG-FGA	FG-FGA	FT-FTA	FG-FGA	FG-FGA	FT-FTA	Off	Def	Tot							
01	Wright, Ryan	f	2-3	0-0	2-2	2	2	4	0	6	1	1	1	0	22			
24	Gallon, Tiny	f	1-2	0-0	1-2	1	9	10	4	3	0	2	1	1	27			
05	Crocker, Tony	g	4-6	1-2	4-6	3	0	3	0	13	1	0	0	1	34			
11	Mason-Griffin, Tommy	g	3-8	1-2	2-2	1	2	3	1	9	5	3	0	0	32			
13	Warren, Willie	g	6-12	1-4	11-13	1	0	1	2	24	4	4	0	1	33			
02	Pledger, Steven		2-5	2-5	2-2	1	0	1	1	8	0	1	0	1	16			
04	Fitzgerald, Andrew		0-2	0-0	0-0	0	0	0	0	0	0	0	1	0	8			
34	Davis, Cade		3-6	1-4	2-2	1	2	3	1	9	0	2	0	2	28			
Team						0	2	2										
Totals			21-44	6-17	24-29	10	17	27	9	72	11	13	3	6	200			

FG % 1st Half: 8-22 36.4% 2nd half: 13-22 59.1% Game: 21-44 47.7%
 3FG % 1st Half: 1-7 14.3% 2nd half: 5-10 50.0% Game: 6-17 35.3%
 FT % 1st Half: 10-13 76.9% 2nd half: 14-16 87.5% Game: 24-29 82.8%

Deadball
Rebounds
3

Officials: Bill Kennedy, Warren Evans, John Moore

Technical fouls: ULM-None. Oklahoma-None.

Attendance: 9575

Estimated Attendance: 6152

Score by periods	1st	2nd	Total
ULM	24	37	61
Oklahoma	27	45	72

Points	In Paint	Off T/O	2nd Chance	Fast Break	Bench
ULM	32	17	16	6	10
OU	26	24	5	4	17

Last FG - ULM 2nd-01:10, OU 2nd-01:33.
 Largest lead - ULM by 8 1st-09:51, OU by 14 2nd-03:26.

Score tied - 4 times.
 Lead changed - 4 times.

ROSTERS

NUMERICAL

No.	Name	Pos.	Cl.	Ht.	Wt.	Hometown (Last School)
1	Ryan Wright*	F	Sr.	6-9	241	Mississauga, Ontario (UCLA)
2	Steven Pledger	G	Fr.	6-4	217	Chesapeake, Va. (Atlantic Shores Christian School)
3	T.J. Franklin*	G	So.	5-11	166	Fort Worth, Texas (North Crowley HS)
4	Andrew Fitzgerald	F	Fr.	6-8	258	Baltimore, Md. (Brewster Academy [N.H.])
5	Tony Crocker***	G	Sr.	6-6	209	San Antonio, Texas (The Patterson School [N.C.])
11	Tommy Mason-Griffin	G	Fr.	5-11	203	Houston, Texas (James Madison HS)
13	Willie Warren*	G	So.	6-4	203	Fort Worth, Texas (North Crowley HS)
15	Barry Honoré #	F	Jr.	6-7	268	Garland, Texas (Southern University)
21	Orlando Allen*	C	Jr.	6-10	290	Cincinnati, Ohio (Paris [TX] JC)
22	Ryan Randolph	G	Fr.	6-4	194	Oklahoma City, Okla. (Bishop McGuinness HS)
24	Tiny Gallon	F	Fr.	6-9	290	Vallejo, Calif. (Oak Hill Academy [Va.])
25	Kyle Hardrick	F	Fr.	6-8	229	Oklahoma City, Okla. (Putnam City HS)
34	Cade Davis**	G	Jr.	6-5	199	Elk City, Okla. (Elk City HS)
41	Ray Willis*	G	So.	6-6	164	Atlanta, Ga. (Westlake HS)
45	Beau Gerber***	F	Sr.	6-8	230	Winfield, Kan. (Winfield HS)

ALPHABETICAL

No.	Name	Pos.	Cl.	Ht.	Wt.	Hometown (Last School)
21	Orlando Allen*	C	Jr.	6-10	290	Cincinnati, Ohio (Paris [TX] JC)
5	Tony Crocker***	G	Sr.	6-6	209	San Antonio, Texas (The Patterson School [N.C.])
34	Cade Davis**	G	Jr.	6-5	199	Elk City, Okla. (Elk City HS)
4	Andrew Fitzgerald	F	Fr.	6-8	258	Baltimore, Md. (Brewster Academy [N.H.])
3	T.J. Franklin*	G	So.	5-11	166	Fort Worth, Texas (North Crowley HS)
24	Tiny Gallon	F	Fr.	6-9	290	Vallejo, Calif. (Oak Hill Academy [Va.])
45	Beau Gerber***	F	Sr.	6-8	230	Winfield, Kan. (Winfield HS)
25	Kyle Hardrick	F	Fr.	6-8	229	Oklahoma City, Okla. (Putnam City HS)
15	Barry Honoré #	F	Jr.	6-7	268	Garland, Texas (Southern University)
11	Tommy Mason-Griffin	G	Fr.	5-11	203	Houston, Texas (James Madison HS)
2	Steven Pledger	G	Fr.	6-4	217	Chesapeake, Va. (Atlantic Shores Christian School)
22	Ryan Randolph	G	Fr.	6-4	194	Oklahoma City, Okla. (Bishop McGuinness HS)
13	Willie Warren*	G	So.	6-4	203	Fort Worth, Texas (North Crowley HS)
41	Ray Willis*	G	So.	6-6	164	Atlanta, Ga. (Westlake HS)
1	Ryan Wright*	F	Sr.	6-9	241	Mississauga, Ontario (UCLA)

* Letters earned at Oklahoma

Will sit out the 2009-10 season due to NCAA transfer rules

STAFF

Head Coach:

Jeff Capel (Duke '97); Fourth Year at OU

Assistant Coaches:

Ben Betts (Roanoke College '90); Fourth Year at OU

Mark Cline (Wake Forest '88); Fourth Year at OU

Oronde Taliaferro (Wayne State '94); Third Year at OU

Director of Basketball Operations:

Bryan Goodman (Barat College '96); Fourth Year at OU

Video Coordinator:

Dionne Phelps (Texas Lutheran '89); Fourth Year at OU

Strength and Conditioning Coach:

Jozsef Szendrei (Oklahoma '03); First Year at OU

Assistant Strength Coach:

Kellen Sampson (Oklahoma, '06); 2nd Year at OU

Trainer:

Alex Brown (Appalachian State); 23rd Year at OU

Team Physician:

Dr. Brock Schnebel (Northwestern Oklahoma State);

14th Year at OU

Graduate Student Managers:

Derek Lanahan, Michael Neal

PRONUNCIATION GUIDE

Barry Honoré: on-o-RAY

Oronde Taliaferro: o-RON-day tal-uh-FAIR-o